

Technical specification/

Technische Daten:

Rated Voltage/ Bemessungsspannung: IEC 61076-2-104	30 V AC / 30 V DC
Current rating/ Strombelastbarkeit: IEC 61076-2-104	1 A at/ bei 40 °C
Insulation resistance/ Isolationswiderstand: IEC 60512	>=100 MΩ
Pollution degree/ Verschmutzungsgrad: IEC 60664-1	3/2
Degree of protection RJ45/ Schutzart: IEC 60529	IP 20, in mated condition/ im gesteckten Zustand
Temperature range/ Umgebungstemperatur:	-25 °C ... +60 °C
Mating cycles/ Steckzyklen: IEC 60512-9a	>=750
Transmission characteristics/ Übertragungseigenschaften:	Cat 5e

Cable specification/

Kabeleigenschaften:

Temperatur range/ Umgebungstemperatur:	-40 °C ... +80 °C
---	-------------------

Materials RJ45/

Werkstoffe RJ45:

Contact/ Kontakt:	Copper alloy, lead-free Au/ Cu-Legierung, bleifrei, Au
Contact carrier/ Kontakträger:	PC, UL 94
Shield cover/ Schirmgehäuse:	Copper alloy, tin plated/ Cu-Legierung, Sn
Conductor holding tray/ Litzenführung:	PC, UL 94
Moulding body/ Griffkörper:	TPU, UL 94 HB, black / schwarz

Kontaktbelegung:

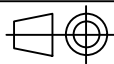
1	white orange / weiß-orange	1
2	orange / orange	2
6	blue / blau	6
3	white blue / weiß-blau	3
4	n.c. / Blindkontakt	4
5	n.c. / Blindkontakt	5
7	n.c. / Blindkontakt	7
8	n.c. / Blindkontakt	8
Shielding/Schirmauflage		
RJ45		RJ45

tolerance of cable/
 Kabeltoleranz:

L <= 4 m: L + 40 mm
 L > 4m: L + 1%

general tolerance/
 Allgemeintoleranz:

0 ± 0,50 mm
 0,0 ± 0,25 mm
 0,00 ± 0,10 mm
 A ± 5°



dim. in mm

	Date/Datum	Name
drawn/ gez.	21.01.2015	Christen
appd./ gepr.	21.01.2015	Franz

Connecting cable, 360° shielding
 male connector RJ45 - male connector RJ45,
 Verbindungsleitung, 360°-Schirmung
 Stecker RJ45 - RJ45 Stecker

Index: b Ä26-1702 13.01.2026 UFR

scale/Maßstab:

Amphenol
— CONEC


dwg no /
 Z.-nr.:

43K1A2698

DIN-
A4

1 / 2

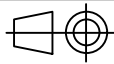
The reproduction, distribution and utilization of this document as well as the communication of its contents to others without express authorization is prohibited. Offenders will be held liable for the payment of damages. All rights reserved in the event of the grant of a patent, utility model or design. Weitergabe sowie Vervielfältigung dieses Dokuments, Verwertung und Mitteilung seines Inhalts sind verboten, soweit nicht ausdrücklich gestattet. Zuwiderhandlungen verpflichten zu Schadensersatz. Alle Rechte für den Fall der Patent-, Gebrauchsmuster- oder Geschmackschutzverletzung vorbehalten.



Part no/ Art-Nr.:	Description/ Bezeichnung:	Length L/ Länge L:	Cable/ Kabel:
43-18692	RJ-45S - RS8.33 - RS8.33 - 0,25 / GD / 014	0,25 m	TPU, UL 20963, green / grün, 4x1x0,15 mm ² Cable / Kabel: 781-GD1400
43-18910	RJ-45S - RS8.33 - RS8.33 - 0,3 / GD / 014	0,3 m	
43-24442	RJ-45S - RS8.33 - RS8.33 - 0,5 / GD / 014	0,5 m	
43-22044	RJ-45S - RS8.33 - RS8.33 - 0,3 / GD / 014	1 m	
43-18911	RJ-45S - RS8.33 - RS8.33 - 1 / GD / 014	1,5 m	
43-19466	RJ-45S - RS8.33 - RS8.33 - 1,5 / GD / 014	3 m	
43-25748	RJ-45S - RS8.33 - RS8.33 - 3 / GD / 014	3,5 m	
43-25746	RJ-45S - RS8.33 - RS8.33 - 3,5 / GD / 014	4 m	
43-21635	RJ-45S - RS8.33 - RS8.33 - 4 / GD / 014	7 m	
43-25631	RJ-45S - RS8.33 - RS8.33 - 7 / GD / 014	10 m	
43-25632	RJ-45S - RS8.33 - RS8.33 - 10 / GD / 014	15 m	
43-23485	RJ-45S - RS8.33 - RS8.33 - 15 / GD / 014	20 m	
43-23486	RJ-45S - RS8.33 - RS8.33 - 20 / GD / 014	25 m	
43-25616	RJ-45S - RS8.33 - RS8.33 - 25 / GD / 014	30 m	
43-25617	RJ-45S - RS8.33 - RS8.33 - 30 / GD / 014	35 m	
43-25618	RJ-45S - RS8.33 - RS8.33 - 35 / GD / 014	40 m	
43-25619	RJ-45S - RS8.33 - RS8.33 - 40 / GD / 014	45 m	
43-25620	RJ-45S - RS8.33 - RS8.33 - 45 / GD / 014	50 m	
43-25621	RJ-45S - RS8.33 - RS8.33 - 50 / GD / 014	55 m	
43-25622	RJ-45S - RS8.33 - RS8.33 - 55 / GD / 014	60 m	
43-25623	RJ-45S - RS8.33 - RS8.33 - 60 / GD / 014	70 m	
43-25624	RJ-45S - RS8.33 - RS8.33 - 70 / GD / 014	80 m	
43-xxxxx	RJ-45S - RS8.33 - RS8.33 - ... / GD / 014	x	

tolerance of cable/
Kabeltoleranz:

L ≤ 4 m: L + 40 mm
L > 4m: L + 1%



dim. in mm

general tolerance/
Allgemeintoleranz:

0 ± 0,50 mm
0,0 ± 0,25 mm
0,00 ± 0,10 mm
° ± 5°

	Date/Datum	Name
drawn/ gez.	21.01.2015	Christen
appd./ gepr.	21.01.2015	Franz

Connecting cable, 360° shielding
male connector RJ45 - male connector RJ45,
Verbindungsleitung, 360°-Schirmung
Stecker RJ45 - RJ45 Stecker

Index: b Ä26-1702 13.01.2026 UFR

scale/Maßstab:

Amphenol
— CONEC

dwg no /
Z.-nr.:

43K1A2698

DIN-
A4

2 / 2