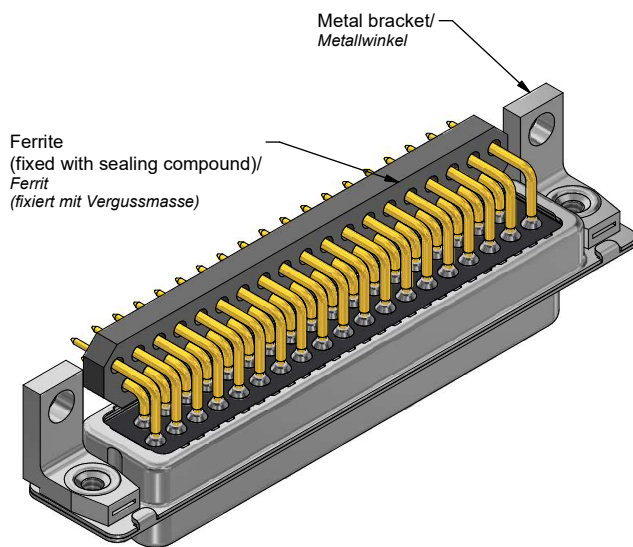
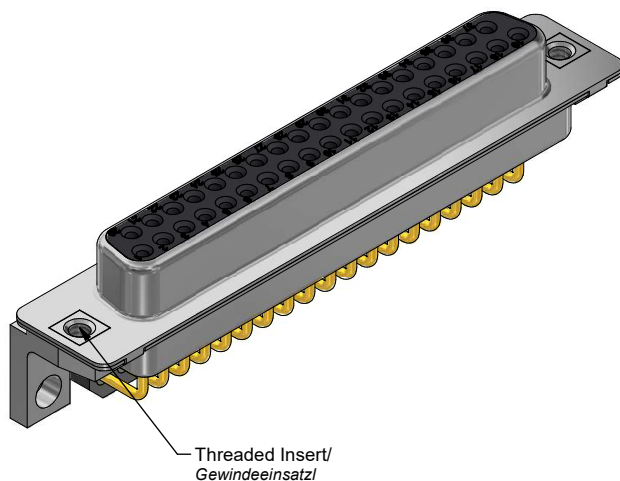


Part no. / Part marked/ Art.-Nr. / Bedruckung:	Quality class/ Gütestufe:	Contact plating/ Kontakt Veredelung:	Capacitance value/ Kapazitätswert:
24-009093	3	Gold flash over nickel <i>Gold über Nickel</i>	370 pF ± 20 %
24-009092	2	20 µin hard gold over min. 50 µin nickel <i>20 µin Gold über min. 50 µin Nickel</i>	
24-009091	1	30 µin hard gold over min. 50 µin nickel <i>30 µin Gold über min. 50 µin Nickel</i>	
24-009103	3	Gold flash over nickel <i>Gold über Nickel</i>	830 pF ± 20 %
24-009102	2	20 µin hard gold over min. 50 µin nickel <i>20 µin Gold über min. 50 µin Nickel</i>	
24-009101	1	30 µin hard gold over min. 50 µin nickel <i>30 µin Gold über min. 50 µin Nickel</i>	
24-009113	3	Gold flash over nickel <i>Gold über Nickel</i>	1300 pF ± 20 %
24-009112	2	20 µin hard gold over min. 50 µin nickel <i>20 µin Gold über min. 50 µin Nickel</i>	
24-009111	1	30 µin hard gold over min. 50 µin nickel <i>30 µin Gold über min. 50 µin Nickel</i>	

### Technical specification/ *Technische Daten:*

Working voltage/ <i>Betriebsspannung:</i>	100 VDC
Current rating/ <i>Strombelastbarkeit:</i>	5 A
Insulation resistance/ <i>Isolationswiderstand:</i>	≥ 1 GΩ
Dielectric withstanding voltage/ <i>Spannungsfestigkeit (DWV):</i>	424 VDC
Temperature working range/ <i>Umgebungstemperatur:</i>	- 25 °C ... + 105 °C
Capacitance value/ <i>Kapazitätswert:</i>	see Table/ <i>siehe Tabelle</i>
Mating cycles/ <i>Steckzyklen:</i>	Quality class 1 = 500 <i>Gütestufe 1</i> Quality class 2 = 200 <i>Gütestufe 2</i> Quality class 3 = 50 <i>Gütestufe 3</i>



### Materials/ *Werkstoffe:*

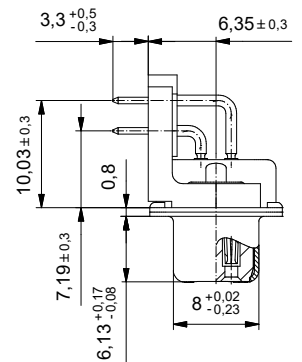
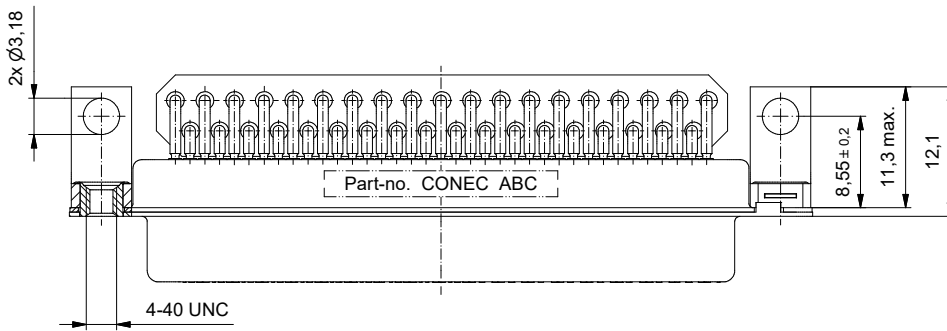
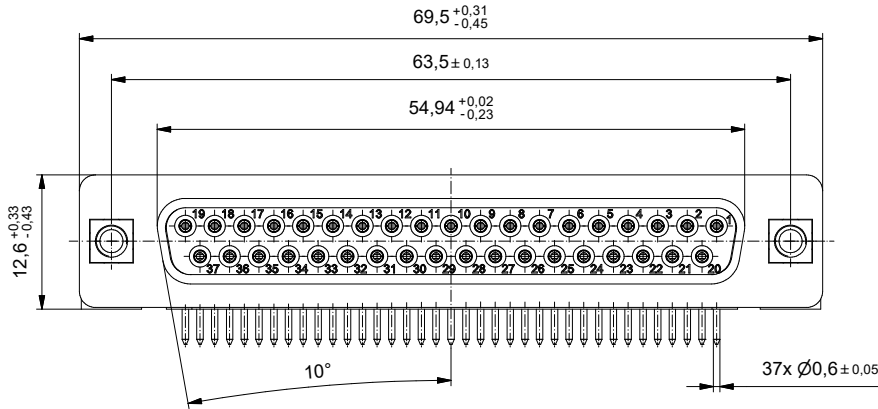
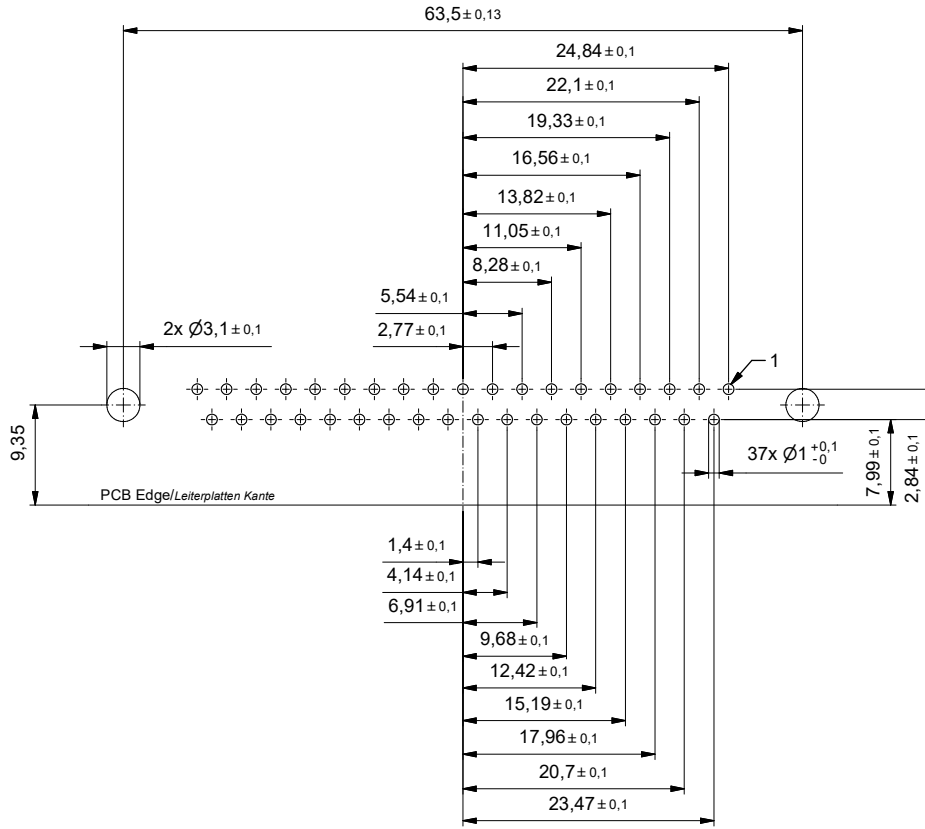
Contact/ <i>Kontakt:</i>	Cu alloy, Au over Ni Contact tails pretinned/ <i>Kontaktspitzen verzinkt</i>
Insulator/ <i>Isolierkörper:</i>	High temp. PA UL 94 V-0
Shell/ <i>Gehäuse:</i>	Steel, Sn over Ni
Metal bracket/ <i>Metallwinkel:</i>	GD-Zn, Sn over Ni
Threaded insert/ <i>Gewindeeinsatz:</i>	Cu alloy, Sn over Ni
Ferrite/ <i>Ferrit:</i>	fixed with sealing compound/ <i>mit Verguss geklebt</i>

### Installation specification/ *Montagedaten:*

Solder parameter/ <i>Lötparameter:</i>	
Solder preheat temperature/ <i>Vorheiztemperatur:</i>	100 °C for 30 sec./ <i>100 °C für 30 Sek.</i>
Solder bath temperature/ <i>Lötbadtemperatur:</i>	260 °C for 5 sec./ <i>260 °C für 5 Sek.</i>
PCB hole drillings/ <i>Leiterplattenbohrbild:</i>	see sheet 2/ <i>siehe Seite 2</i>
Recommended torque value for thread/ <i>Empfohlenes Drehmoment für Gewinde:</i>	max. 6 in.LB/ <i>max. 67 Ncm</i>

		dim. in mm		D-SUB LC-Filter Female 37pos. Solder pin angled with threaded insert, metal bracket and ferrite	
		Date/Datum	Name	D-SUB LC-Filter Buchse 37pol. Lötstift abgewinkelt mit Gewindeeinsatz, Metallwinkel und Ferrit	
		drawn/ges.	10.10.2022	J.Brandt	
		appd./gepr.	10.10.2022	H.Schmidt	
Index: a Original	Scale/Maßstab: 2:1	dwg no / Z.-nr.:		24K1A2424	DIN-A3
RoHS compliant/ <i>konform</i>		CONEC®			1 / 2

PCB hole drillings  
(PCB top side)/  
Leiterplattenbohrbild  
(Leiterplatten Oberseite)



The reproduction, distribution and sale of this document as well as the communication of its content to others without express authorization is prohibited. Offenders will be held liable for the payment of damages. We reserve the right to withdraw or amend this document. The views and opinions expressed herein do not constitute an offer. Dr. rer. oec. H. Schmidt, Leiterplatten-Engineering, Schwanaustr. 1, 7430 Metzingen, Germany. Tel: +49 7141 93-0, Fax: +49 7141 93-1000, Email: h.schmidt@schwanaustr.de

Index: a Original	Scale/Maßstab: 2:1		dim. in mm		D-SUB LC-Filter Female 37pos. Solder pin angled with threaded insert, metal bracket and ferrite D-SUB LC-Filter Buchse 37pol. Lötstift abgewinkelt mit Gewindeinsatz, Metallwinkel und Ferrit	dwg no / Z.-nr.: 24K1A2424	DIN-A3 2 / 2
			Date/Datum: 10.10.2022 Name: J.Brandt drawn/ges.: 10.10.2022 Name: H.Schmidt appd./gepr.: 10.10.2022				
RoHS compliant/konform							