

Part no. / Part marked/ Art.-Nr. / Bedruckung:	Quality class/ Gütestufe:	Contact plating/ Kontakt Veredelung:	Capacitance value/ Kapazitätswert:
24-006003	3	Gold flash over nickel <i>Gold über Nickel</i>	370 pF ± 20 %
24-006002	2	20 µin hard gold over min. 50 µin nickel <i>20 µin Gold über min. 50 µin Nickel</i>	
24-006001	1	30 µin hard gold over min. 50 µin nickel <i>30 µin Gold über min. 50 µin Nickel</i>	
24-006013	3	Gold flash over nickel <i>Gold über Nickel</i>	830 pF ± 20 %
24-006012	2	20 µin hard gold over min. 50 µin nickel <i>20 µin Gold über min. 50 µin Nickel</i>	
24-006011	1	30 µin hard gold over min. 50 µin nickel <i>30 µin Gold über min. 50 µin Nickel</i>	
24-006023	3	Gold flash over nickel <i>Gold über Nickel</i>	1300 pF ± 20 %
24-006022	2	20 µin hard gold over min. 50 µin nickel <i>20 µin Gold über min. 50 µin Nickel</i>	
24-006021	1	30 µin hard gold over min. 50 µin nickel <i>30 µin Gold über min. 50 µin Nickel</i>	

Technical specification/ *Technische Daten:*

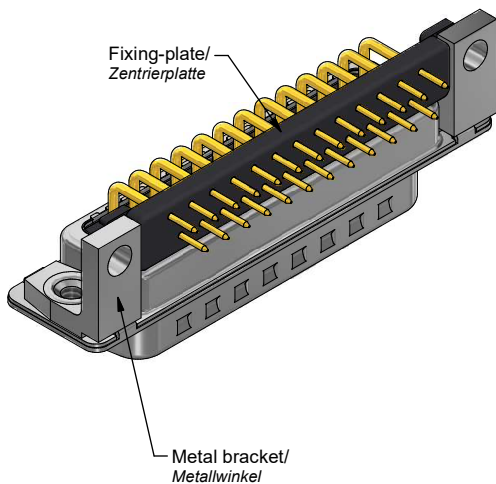
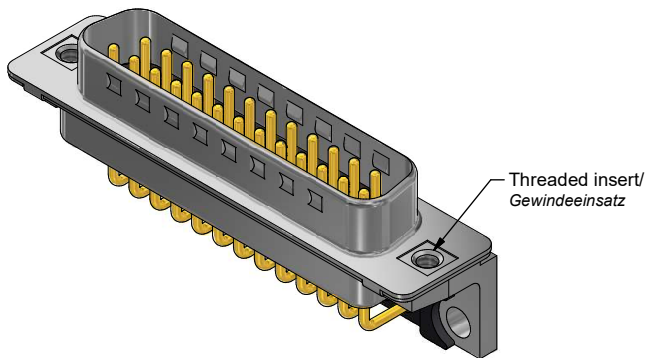
Working voltage/ <i>Betriebsspannung:</i>	100 VDC
Current rating/ <i>Strombelastbarkeit:</i>	5 A
Insulation resistance/ <i>Isolationswiderstand:</i>	≥ 1 GΩ
Dielectric withstanding voltage/ <i>Spannungsfestigkeit (DWV):</i>	424 VDC
Temperature working range/ <i>Umgebungstemperatur:</i>	- 25 °C ... + 105 °C
Capacitance value/ <i>Kapazitätswert:</i>	see Table/ <i>siehe Tabelle</i>
Mating cycles (see table)/ <i>Steckzyklen</i> (siehe Tabelle):	Quality class 1 = 500 <i>Gütestufe 1</i> Quality class 2 = 200 <i>Gütestufe 2</i> Quality class 3 = 50 <i>Gütestufe 3</i>

Materials/ *Werkstoffe:*

Contact/ <i>Kontakt:</i>	Cu alloy, Au over Ni Contact tails pretinned/ <i>Kontaktspitzen verzinkt</i>
Insulator/ <i>Isolierkörper:</i>	High temp. PA UL 94 V-0
Shell/ <i>Gehäuse:</i>	Steel, Sn over Ni
Threaded insert/ <i>Gewindeeinsatz:</i>	Cu alloy, Sn over Ni
Fixing plate/ <i>Zentrierplatte:</i>	High temp. PA UL 94 V-0
Metal bracket/ <i>Metallwinkel:</i>	GD-Zn, Sn over Ni

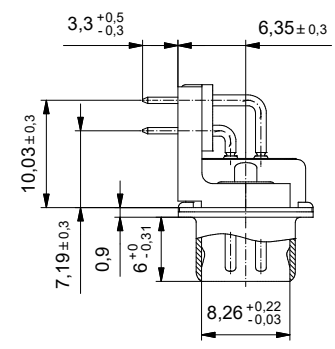
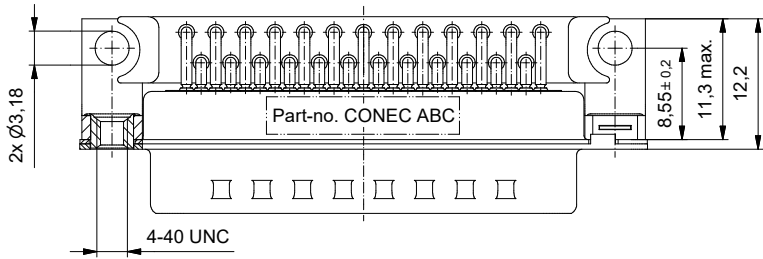
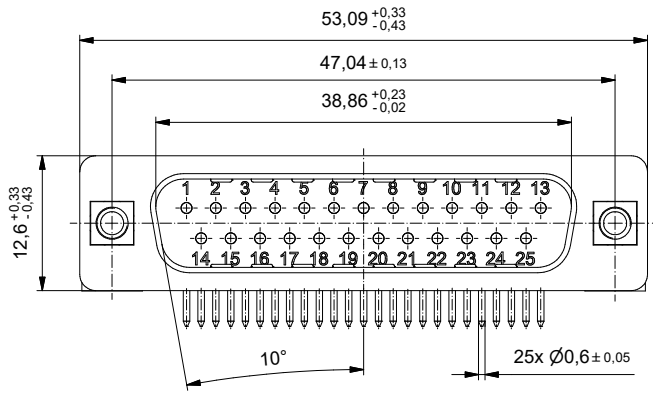
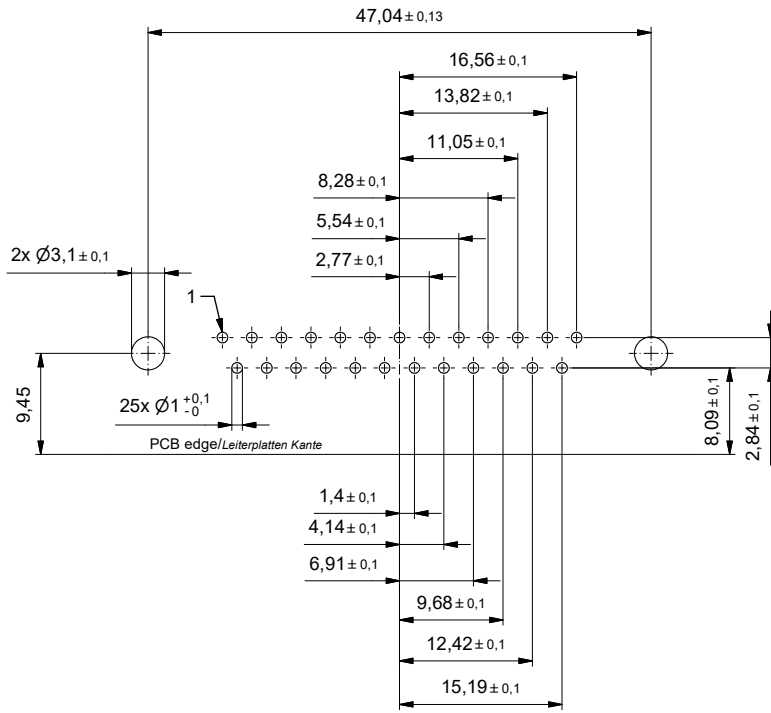
Installation specification/ *Montagedaten:*

Solder parameter/ <i>Lötparameter:</i>	
Solder preheat temperature/ <i>Vorheiztemperatur:</i>	100 °C for 30 sec./ <i>100 °C für 30 Sek.</i>
Solder bath temperature/ <i>Lötbadtemperatur:</i>	260 °C for 5 sec./ <i>260 °C für 5 Sek.</i>
PCB hole drillings/ <i>Leiterplattenbohrbild:</i>	see sheet 2/ <i>siehe Seite 2</i>
Recommended torque value for thread/ <i>Empfohlenes Drehmoment für Gewinde:</i>	max. 6 in.LB/ <i>max. 67 Ncm</i>



				D-SUB Filter Male 25pos. Solder pin angled 0.318inch with metal bracket, threaded insert, fixing-plate D-SUB Filter Stift 25pol. Lötstift abgewinkelt 7.19mm mit Metallwinkel, Gewindeeinsatz, Zentrierplatte	
		Date/Datum	Name		
		drawn/ ges.	16.09.2022 J.Brandt		
		appd./ gepr.	21.09.2022 H.Schmidt		
Index: a Original	Scale/ Maßstab: 2:1			dwg no / Z.-nr.: 24K1A2351	DIN-A3
RoHS compliant/ konform					1 / 2

PCB hole drillings
(PCB top side)
Leiterplattenbohrbild
(Leiterplatten Oberseite)



The reproduction, distribution and sale of this document as well as the communication of its content to others without express authorization is prohibited. Offenders will be held liable for the payment of damages. We reserve the right to withdraw from circulation and/or to destroy copies of unauthorized circulation. For further information on our copyright policy please contact our legal department. reproduction@conec.com

Index: a Original	Scale/Maßstab: 2:1		dim. in mm		D-SUB Filter Male 25pos. Solder pin angled 0.318inch with metal bracket, threaded insert, fixing-plate D-SUB Filter Stift 25pol. Lötstift abgewinkelt 7.19mm mit Metallwinkel, Gewindeinsatz, Zentrierplatte	dwg no / Z.-nr.: 24K1A2351	DIN- A3
			Date/Datum	Name			
RoHS compliant/konform			drawn/ges.	16.09.2022	J.Brandt		
			appd./gepr.	21.09.2022	H.Schmidt		